



CATH WEAR

INSTRUCTIONS

The following instructions provide a general overview on how to use CathWear. For instructions on using CathWear for a specific catheter setup, please visit our website at www.CathWear.com and watch our "How to use Cathwear" instructional videos listed under the "Our Product" tab. The instructional videos include:

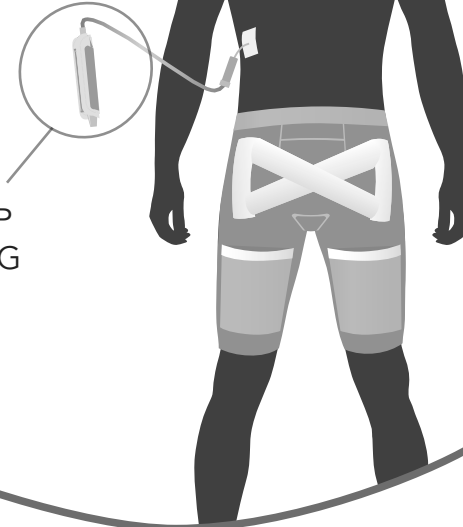
BILIARY catheter instructions

FOLEY catheter instructions

SUPRAPUBIC catheter instructions

NEPHROSTOMY catheter instructions

1.



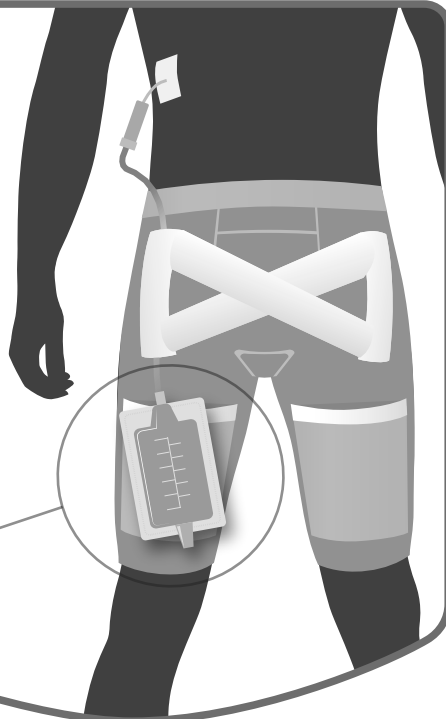
ROLL UP
LEG BAG

2.



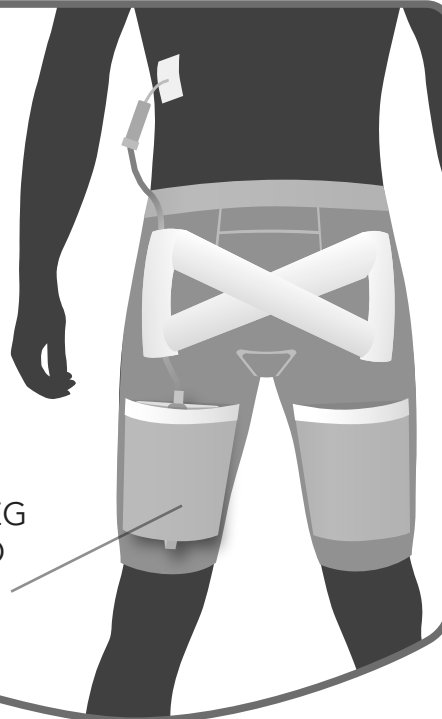
RUN LEG BAG
THROUGH THE
CATHETER
CHANNEL
TRACT

3.



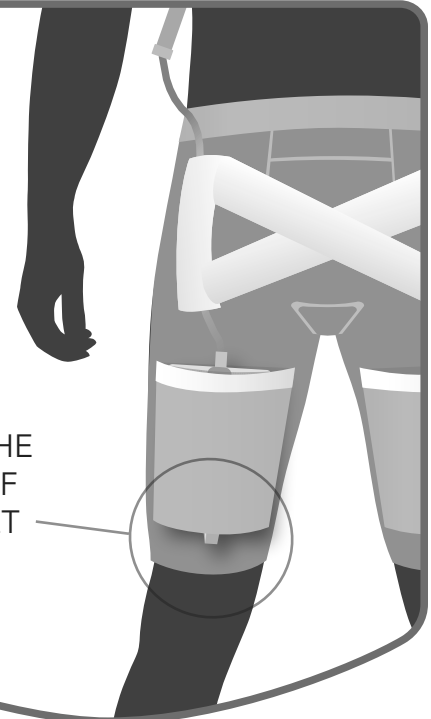
UNROLL
LEG BAG

4.



INSERT LEG
BAG INTO
POCKET

5.



EXIT THE
VALVE AT THE
BOTTOM OF
THE POCKET