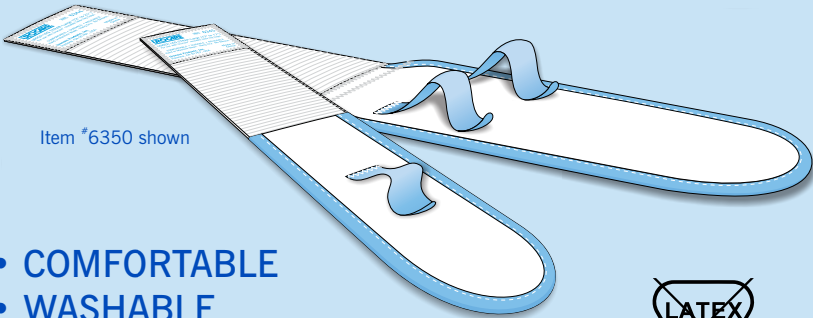




# FABRIC LEG STRAP KIT

## FOR REUSABLE LATEX LEG BAGS



Item \*6350 shown

- COMFORTABLE
- WASHABLE
- DURABLE & REUSABLE



ELIMINATE BRUISING, PRESSURE SORES, PULLED HAIR, CIRCULATION RESTRICTION AND BURNS CAUSED BY RUBBER STRAPS.

FULLY ADJUSTABLE SELF-GRIPPING FASTENERS MAKE APPLICATION SAFE AND SIMPLE WITH A GENTLE TOUCH.

FABRIC LEG STRAP KITS FOR UROCARE® LATEX LEG BAGS	
ITEM #	DESCRIPTION & KIT CONTENTS
<b>6351</b>	Extra-Large, contains straps #6346 & #6345
<b>6350</b>	Large, contains straps #6345 & #6344
<b>6349</b>	Small, contains straps #6348 & #6347



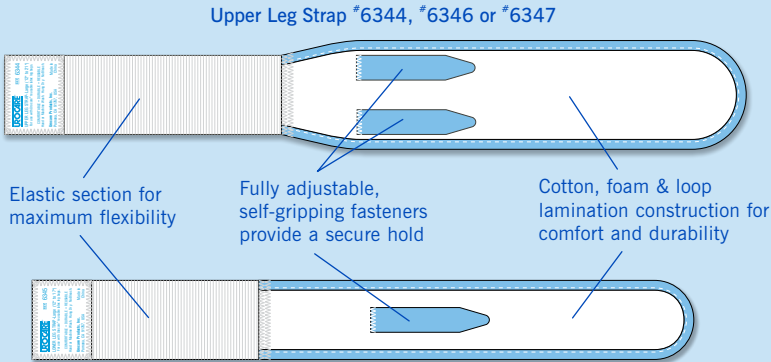
Not for use with Urocure® Sport Bags. Separate Sport Bag straps are available—see Urocure's web site for more information on these straps.

## READ THIS FIRST:

For best results, take certain precautions before using these straps. Be certain that there is no loose stitching or other irregularities before each use.

Do not over-tighten straps; products made with elastic and/or neoprene rubber material can—if improperly fit—cause circulation restriction or skin breakdown; however, a bag strapped too loosely can slip down the leg and cause damage to male external or Foley® catheters by stretching them. Should any discomfort occur while wearing, discontinue use immediately and contact a fitter or physician. Discontinue use at first signs of dermatitis or any other type of skin irritation and contact a physician.

To avoid possible drainage problems, read all instructions and precautions carefully before use. Only allow a urinary drainage bag to fill to its maximum capacity in emergency situations.



**FIGURE 1**

Lower Leg Strap #6345 or #6348

FABRIC LEG STRAP KITS FOR UROCARE® LATEX LEG BAGS			
ITEM #	DESCRIPTION & KIT CONTENTS	DIMENSIONS†	
		Inches(″)	Centimeters(cm)
<b>6351</b>	X-Large, contains straps #6346 & #6345	See below	See below
<b>6350</b>	Large, contains straps #6345 & #6344	See below	See below
<b>6349</b>	Small, contains straps #6348 & #6347	See below	See below
FABRIC LEG STRAP SINGLES FOR UROCARE® LATEX LEG BAGS			
<b>6348</b>	Lower Fabric Leg Strap, Small	7 to 13	18 to 33
<b>6347</b>	Upper Fabric Leg Strap, Small	9 to 15	23 to 38
<b>6346</b>	Upper Fabric Leg Strap, Extra-Large	20 to 26	51 to 66
<b>6345</b>	Lower Fabric Leg Strap, Large	12 to 17	31 to 43
<b>6344</b>	Upper Fabric Leg Strap, Large	12 to 21	31 to 53
FABRIC LEG STRAPS FOR UROCARE® SPORT LATEX LEG BAGS			
<b>6343</b>	Medium through Large	19 to 30	48 to 76
<b>6342</b>	Small through Medium	15 to 24	38 to 61

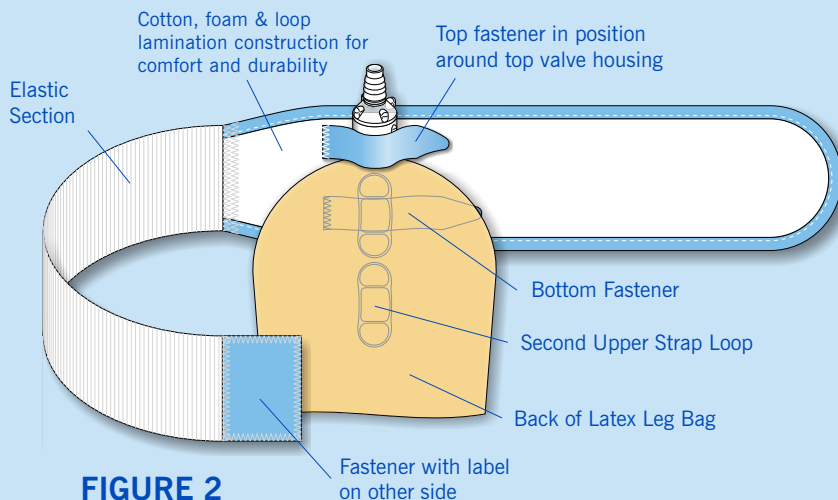
† Approximate dimensions in inches and centimeters.

## IMPORTANT INSTRUCTIONS FOR AMBULATORY INDIVIDUALS:

1. Place top fastener around the inlet valve housing.
2. Then push the bottom fastener through the top strap loop on your latex bag as shown in figure 2.
3. Adjust straps to suit. Do not over-tighten to avoid circulation restriction.
4. Connect top adaptor to extension tube or directly to catheter where possible.
5. Close bottom drain valve or tube clamp before use.

## VIEW OF STRAP ATTACHED FOR INDIVIDUALS WHO WALK

This method of securing your latex leg bag is recommended for ambulatory users. It prevents the top valve housing from flopping about while walking. Clothing is abrasive and while walking, may abrade the latex bag causing small holes to appear near the top valve housing.



**FIGURE 2**

## DIRECTIONS FOR USE:

1. Push the fasteners of the straps through the bag strap loops as shown in figure 3.
2. Strap the bag to the leg in the desired position—see adjacent page for position suggestions. Be certain that the bag is in an up-right position with the drain valve at the bottom.
3. Adjust the straps to suit. Do not over-tighten to avoid circulation restriction.
4. Connect top adaptor to extension tube or directly to catheter where possible.
5. Close bottom drain valve or tube clamp before use.



**IMPORTANT:** The number of times the hook & loop fasteners are opened and closed determines the life of the fasteners and strap. Do not open and close the fasteners unnecessarily—this will ensure a long life.

## METHOD A: Above the knee

Recommended for walking, sitting or reclining positions; strap(s) are above the knee. Use with sport and smaller sized leg bags: #9516, #9510, #8532, #8526, #8518, #8516, #8510, and #8509—see figure 3.



FIGURE 4

## METHOD B: Over the knee

Best suited for longer leg bags and as above, recommended for walking, sitting or reclining positions—upper leg strap above the knee with the lower leg strap below the knee. Use with larger sized leg bags: #9544, #9532 and #9526—see figure 4.

## METHOD C: Below the knee

Recommended for sitting or reclining positions. Both straps are below the knee. Use with leg bags: #9532, #8526, #8518 and #8509—see figure 5.

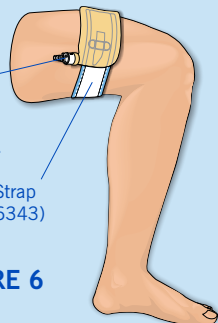
## METHOD D: Applying Sport Bags

Urocare® recommends securing a Sport bag above the knee on the thigh using a sport strap. Since sport bags only have two strap-eyelets, only one strap is needed. Use with leg bags: #9516, #9510, #8516 and #8510—see figure 6.

Foley or male external catheter may be connected directly to the top adaptor. No extension tube is required.

Sports Bag Strap  
(#6342 or #6343)

FIGURE 6



Foley® or male external catheter may be connected directly to the top adaptor. No extension tube is required.

Upper Leg Strap  
(#6344, #6346 & #6347)

Latex Leg Bag  
(#8526 Shown)

Lower Leg Strap  
(#6345 & #6348)

FIGURE 3

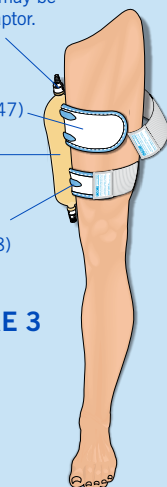


FIGURE 5

Tubing Connector

Extension Tube

Upper Leg Strap

Latex Urinary Leg Bag  
(#9532 shown)

Lower Leg Strap

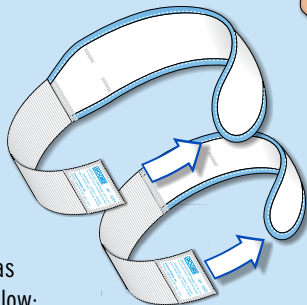


FIGURE 7

## STRAP LAUNDERING INSTRUCTIONS:

Close the hook & loop strap ties and join ends of straps as shown in figure 7. Then launder according to symbols below:



HAND WASH  
WATER TEMP  
80°F (30°C)



DO NOT  
BLEACH



DO NOT  
TUMBLE  
DRY



DO NOT  
WRING



DRY IN  
SHADE



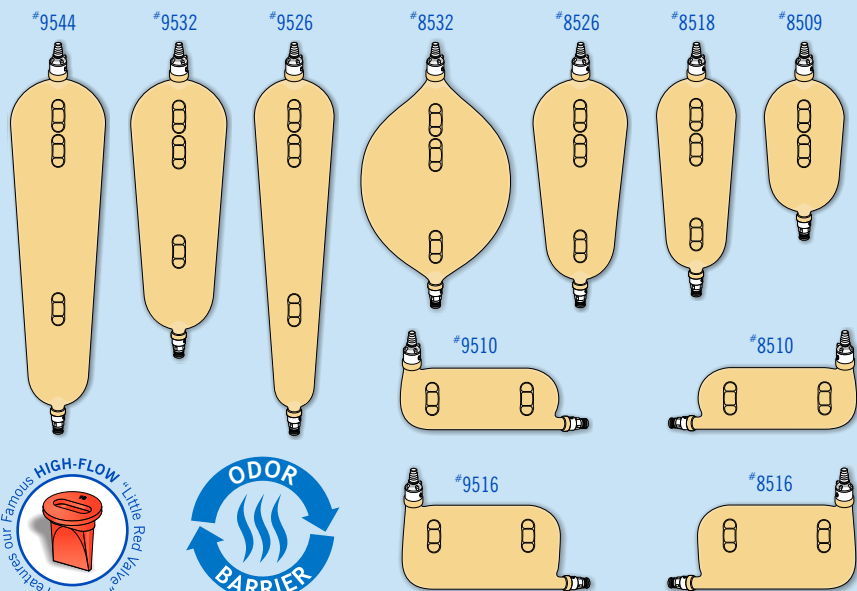
DO NOT  
IRON



DO NOT  
DRYCLEAN

# DON'T SETTLE FOR ANYTHING LESS!

We've been providing security and confidence since 1975. Choose complete protection—Urocare latex reusable urinary leg bags. **Superior**, self-cleaning, patented, "HIGH-FLOW" anti-reflux valve which prevents back-flow and allows uninterrupted drainage for problem-free use. **Built-in Odor Barrier**, inside and outside, for maximum odor control to prevent embarrassing odors before they start. **Improved, strap-loop design** ensures an accurate placement and a secure hold without glues which might allow the strap-loops to separate from the bag. Each Urocare® latex leg bag includes a top adapter, anti-reflux valve, bottom drain valve, latex leg straps and use & care instructions.



ITEM #	DESCRIPTION	DIMENSIONS†		CAPACITIES†	
		Inches(″)	Centimeters(cm)	Ounces(oz.)	Milliliters(ml.)
9544	Extra-Large	20 <sup>5</sup> / <sub>8</sub> x 4 <sup>3</sup> / <sub>4</sub>	52.4 x 12.1	44	1,300
9532	Large	16 <sup>3</sup> / <sub>4</sub> x 4 <sup>3</sup> / <sub>4</sub>	42.5 x 12.1	32	1,000
9526	Long-Slim	20 <sup>5</sup> / <sub>8</sub> x 3 <sup>3</sup> / <sub>4</sub>	52.4 x 9.5	26	800
9516‡	Sport-Right, Large	5 <sup>3</sup> / <sub>4</sub> x 10	14.6 x 25.0	16	500
9510‡	Sport-Right, Small	4 <sup>3</sup> / <sub>4</sub> x 10	12.1 x 25.0	10	300
8532	Large-Oval	13 x 7	33.0 x 17.8	32	1,000
8526	Short-Wide	13 <sup>3</sup> / <sub>8</sub> x 4 <sup>3</sup> / <sub>4</sub>	34.0 x 12.1	26	800
8518	Medium	13 x 3 <sup>3</sup> / <sub>4</sub>	33.0 x 9.5	18	550
8516‡	Sport-Left, Large	5 <sup>3</sup> / <sub>4</sub> x 10	14.6 x 25.0	16	500
8510‡	Sport-Left, Small	4 <sup>3</sup> / <sub>4</sub> x 10	12.1 x 25.0	10	300
8509	Small	9 <sup>3</sup> / <sub>4</sub> x 3 <sup>3</sup> / <sub>8</sub>	24.8 x 9.2	9	275

† Approximate dimensions include adaptors and drain valves. Approximate volumes in fluid ounces and milliliters.

‡ These leg bags are designed to be worn horizontally above the hemlines of skirts, dresses and swimsuits.



## RELATED PRODUCTS

Urocare® Reusable Latex Leg Bags  
Uro-Safe® Disposable Vinyl Leg Bags  
Urocare® Urine Collection Bottles  
Urinary Drainage Systems & Kits  
Male Urinal Systems & Kits  
Uro-Con® & Uro-Cath® Male External Catheters  
Drain Valves & Adaptors  
Fabric Leg Bag Holders & Straps  
Catheter Straps  
Uro-Bond® Brush-on Silicone Adhesive  
Urofoam® Adhesive Foam Strips  
Urocare® Adhesive Remover Pads  
Tracho-Foam® Adhesive Foam Discs  
Uro-Prep® Protective Skin Barrier Wipes  
Urolux® Urinary Appliance Cleanser & Deodorant  
Connectors & Clamps  
Extension & Drainage Tubing  
DRI Excel™ & DRI Eclipse™ Bed-Wetting Treatment Alarms

For more information on this or any other Urocare product, please visit our website at [www.urocare.com](http://www.urocare.com). To place an order, please contact your health care provider.



Urocare Products, Inc.  
2735 Melbourne Avenue  
Pomona, CA 91767-1931  
U.S.A.



PLEASE  
RECYCLE

MADE IN  
CHINA



US and Canada: +1 (800) 423-4441  
Outside the US: +1 (909) 621-6013



[sales@urocare.com](mailto:sales@urocare.com)

FORM NO: PI6350EN-49222000G